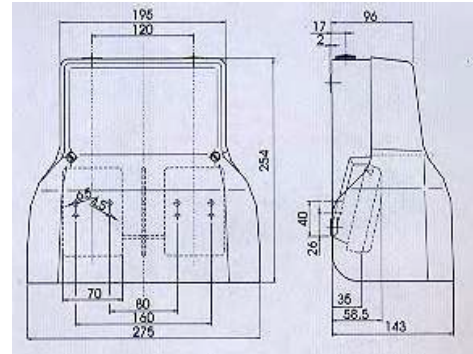


Safety foot pedal FL2-528-ZSD4-U



The pedal FS2-528-ZSD4-U uses safety switches. The left foot actuator has two positions (free position and pressed down position), it can be used, for example, to stop the dangerous movement (for instance upward (=opening) movement) of a press brake tool etc...). The right foot actuator has 3 positions, with a hard point, to control dangerous movements (for instance downward (=closing) movement) of a press brake tool etc...)

It has 4 working contacts (2NC+2NO) to control the movement and a block of 2 safety switches (1 positively driven NC contact + 1NO) to stop the movement. Pressing on the right foot actuator, till the hard point is passed, allows the changeover of the 4 working contacts. Once the hard point is passed, the 4 working contacts return to their first position and the 2 contacts block is activated in order to stop immediately the dangerous movement. Then it would be possible to drive one more time the movement after the right foot actuator is completely released.

his function allows to stop immediately the machine even if the operator is carried along in front by the dangerous movement.

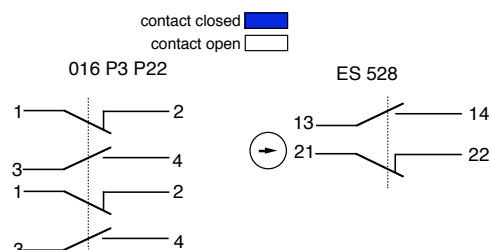
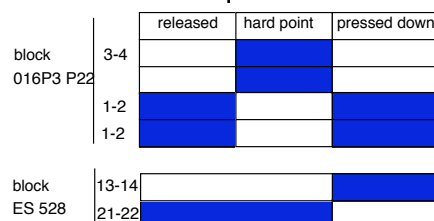
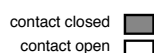
Housing:	Die cast aluminium AL Si 12 – paint colour grey like RAL 7001
Cover/protective hood:	Die cast Aluminium AL Si 12 - paint colour red like RAL 3000
Foot actuator:	Reinforced thermoplastic PA 6.6 – black
Service temperature:	-30°C à +70°C
Mechanical service life :	106 operations min
Cable entry :	PG13,5 (It is recommended to fixe the cable with one cable gland)

	Left foot pedal	Right foot pedal	
		Before hard point	After hard point
Contacts:	1NO + 1NC	2 NO + 2 NC	1 NO + 1 positively driven NC
Switching element:	Slow-action switch	Snap-action switch	Slow-action switch
Connection type:	screw terminal	solder post	screw terminal
Operating voltage:	max 500V ~ 40-60 Hz	max. 250 V~	max. 250 V~
Switching current:	max 10A	max. 5 A	220V/0,5A 24V/6A

Technical Data Mechanical data

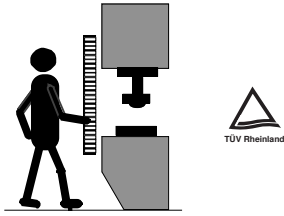


Electrical data

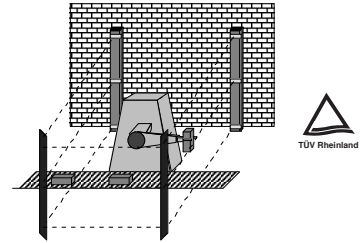


Delivery program

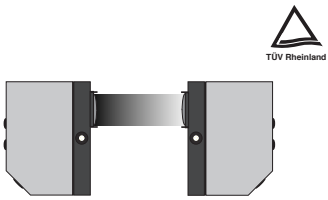
Fiessler Elektronik
 Kastellstr. 9 D-73734 Esslingen
 Telefon: 0711 / 91 96 97-0
 Telefax: 0711 / 91 96 97-50
 WWW.fiessler.de
 E-Mail: info@fiessler.de



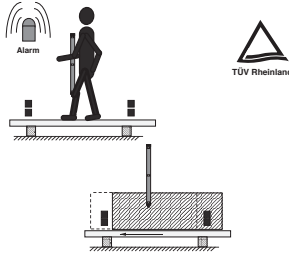
Safety light curtain



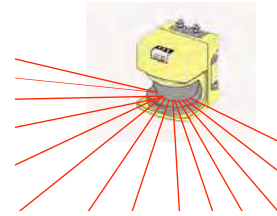
Safety light grid




Single safety light beam



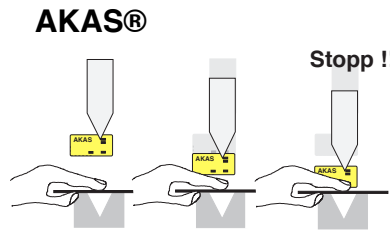
Safety light grid with muting function



Proximity scanner




Safety mats



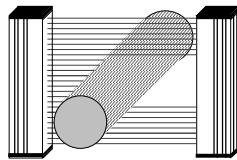
Press brake safety system



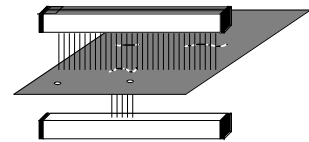
Safety foot pedal



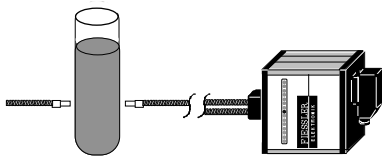
Safety PLC
 Safety controllers



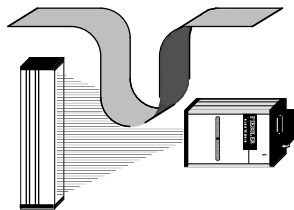
Measuring and controlling light curtains



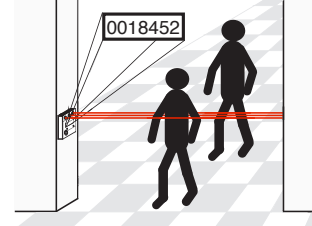
Hole detectors



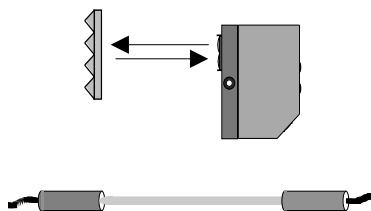
Turbidity



Analogue loop sensors



Counting light barriers



Light barriers for general purposes



Your application